



DEPARTMENT OF RESOURCE MANAGEMENT

Building Division

1855 Placer Street, Suite 102

Redding, California 96001

Phone: (530) 225-5761 Fax: (530) 245-6468

Inspection Request Line: (530) 244-5068

Web: shastacounty.gov/resource-management Email: resourcemanagement@co.shasta.ca.us

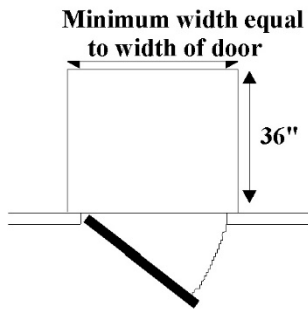
Residential Stairways and Landings Handout

(Rev: 01-03-23)

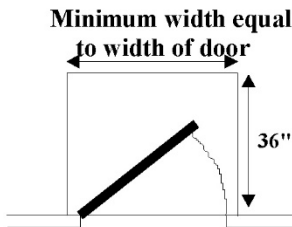
(2022 CRC R311 & R312 – Permit applications on or after January 1, 2023)

The following guidelines for the construction of landings and stairways apply only to single-family residential, private garages, and private-use agricultural buildings.

Landings at doors

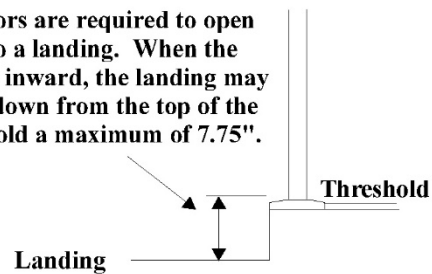


All landings are to be sloped a maximum of 1/4" per foot to drain water.



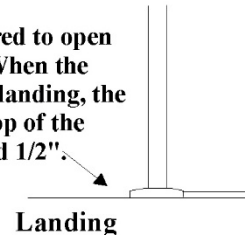
Door swings in

Exterior doors are required to open directly onto a landing. When the door swings inward, the landing may be stepped down from the top of the door threshold a maximum of 7.75".



Door swings out

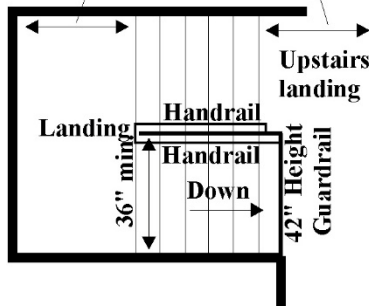
Exterior doors are required to open directly onto a landing. When the door swings out over the landing, the step down from the top of the threshold must not exceed 1/2".



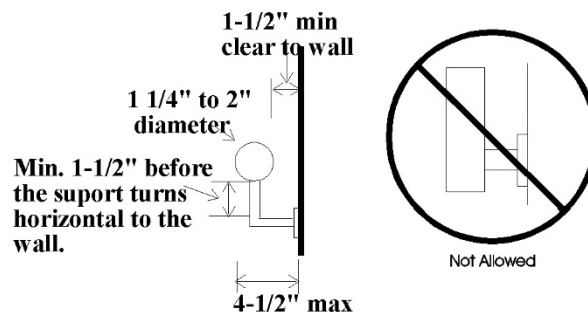
Stairways and Handrails

Note: Winding, circular or spiral stairways have special requirements not covered in this handout.

Equal to width of stairs but need not exceed 48".



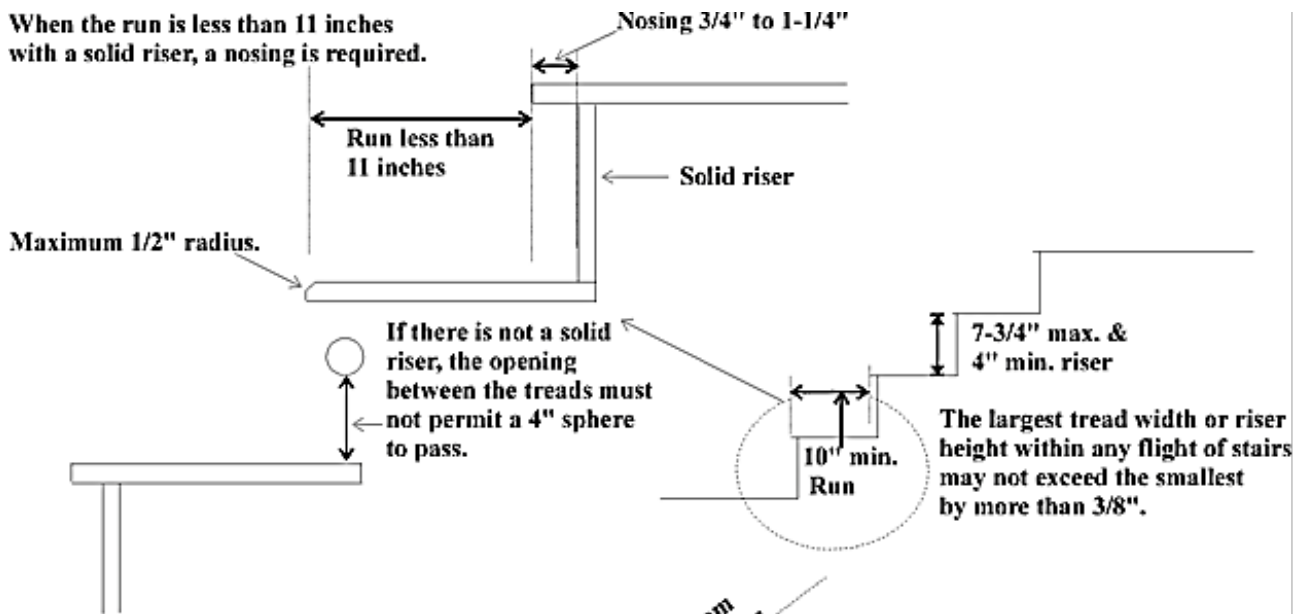
Private stairways and landings are required to be a minimum of 36" in width. Handrails are required on one side of an interior stairway and continuous between landings. Stairways with less than 4 risers are not required to have handrails.



The handgrip portion of handrails shall be round and not less than 1-1/4" or more than 2" in cross-sectional dimension. If not round then the handgrip portion must have a 2-1/4" maximum cross section and a perimeter of 4" minimum to 6.25" maximum.

The handgrip portion of handrails shall have a smooth surface with no sharp corners. Other shapes may be acceptable if they provide an equivalent gripping.

When the run is less than 11 inches with a solid riser, a nosing is required.



Handrails must be set at a height of 34"-38" measured from the nosing of the stairway tread. The guardrails on the side of stairways consisting of vertical or horizontal rails spaced so a 4'-3/8" sphere cannot pass through.

The ends of handrails must be returned to the wall or terminate in a post or safety terminal.

