

AB109 Innovation

DATE	DESCRIPTION	CR	DR	REMAINING BALANCE
06/22/17	CCP/JJCPA/PD/DA Innovation Revenue	39,642.38		39,642.38
11/16/17	CCP Innovation Revenue	25,694.99		65,337.37
11/16/17	PD/DA Innovation Revenue	4,398.04		69,735.41
11/16/17	JJCPA Innovation Revenue	3,761.54		73,496.95
10/11/18	PD/DA Innovation Revenue	3,882.25		77,379.20
10/11/18	CCP Innovation Revenue	109,364.86		186,744.06
10/11/18	JJCPA Innovation Revenue	3,791.01		190,535.07
10/23/19	CCP Innovation Revenue	19,317.87		209,852.94
10/23/19	PD/DA Innovation Revenue	3,031.88		212,884.82
01/10/19	Hope City HUB 11/18		2,127.64	210,757.18
01/10/19	Hope City HUB 10/18		1,306.26	209,450.92
01/25/19	Hope City HUB 12/18		1,847.75	207,603.17
03/18/19	Hope City HUB 9/18		170.00	207,433.17
03/18/19	Hope City HUB 8/18		600.00	206,833.17
03/18/19	Hope City HUB 1/19		3,084.42	203,748.75
03/18/19	Hope City HUB 10/18		200.00	203,548.75
03/21/19	Hope City HUB 2/19		2,616.45	200,932.30
05/07/19	Hope City HUB 3/19		3,574.97	197,357.33
06/05/19	Hope City HUB 4/19		4,053.07	193,304.26
7/26-8/19/19	9/19-4/19 Corrections		2,860.99	190,443.27
08/02/19	Hope City HUB 5/19		3,613.00	186,830.27
08/02/19	Hope City HUB 6/19		2,160.00	184,670.27
11/06/19	Hope City HUB 8/19		5,055.25	179,615.02
11/06/19	Hope City Hub 9/19		4,557.50	175,057.52
11/06/20	Hope City Hub 7/19		1,010.50	174,047.02
12/26/19	Hope City Hub 11/19		4,351.45	169,695.57
01/24/20	Hope City Hub 12/19		3,944.26	165,751.31
01/24/20	Hope City Hub 10/19		5,100.63	160,650.68
03/04/20	Hope City Hub 1/20		4,117.66	156,533.02
03/24/20	Hope City Hub 2/20		3,320.00	153,213.02
6/2/2020	Hope City Hub 3/20		3,237.50	149,975.52
6/2/2020	Hope City Hub 4/20		2,800.00	147,175.52
9/23/2020	Hope City Hub 5/20		2,202.50	144,973.02
9/23/2020	Hope City Hub 4/20 Supplemental		75.00	144,898.02
9/29/2020	Hope City Hub 6/20		1,880.00	143,018.02
9/29/2020	Hope City Hub 8/20		2,320.00	140,698.02
11/20/2020	Hope City Hub 10/20		1,820.00	138,878.02
11/20/2020	Hope City Hub 9/20		2,320.00	136,558.02
2/2/2021	Hope City Hub 12/20		2,350.00	134,208.02
2/25/2021	Hope City Hub 11/20		2,000.00	132,208.02
3/5/2021	Hope City Hub 1/21		3,635.00	128,573.02
3/24/2021	Hope City Hub 2/21		3,155.00	125,418.02
4/26/2021	Hope City Hub 3/21		4,621.48	120,796.54
5/28/2021	Hope City Hub 4/21		3,646.90	117,149.64
6/30/2021	Hope City Hub 5/21		2,652.86	114,496.78
07/19/21	Hope City Hub 6/21 (posted but in different project code)		2,320.00	112,176.78
08/24/21	Hope City Hub 7/21		1,440.00	110,736.78
12/03/21	Hope City Hub 9/21		3,985.91	106,750.87
12/13/21	PD/DA Innovation Revenue 20/21	12565.79		119,316.66
12/15/21	Comm CC Innovation Revenue 20/21	87983.15		207,299.81

AB109 Innovation

DATE	DESCRIPTION	CR	DR	REMAINING BALANCE
01/28/22	Hope City Hub 10/21		6,129.02	201,170.79
02/08/22	Hope City Hub 11/21		5,399.33	195,771.46
01/28/22	Hope City Hub 12/21		6,031.84	189,739.62
04/30/22	Hope City Hub 1/22		4,093.38	185,646.24
04/30/22	Hope City Hub 2/22		4,685.79	180,960.45
04/30/22	Hope City Hub 3/22		6,624.61	174,335.84
05/16/22	Hope City Hub 4/22		5,842.87	168,492.97
06/29/22	Hope City Hub 5/22		7,179.97	161,313.00
09/21/22	Hope City Hub 7/22		2,159.13	159,153.87
09/21/22	Hope City Hub 8/22		2,700.10	156,453.77
10/14/22	Hope City Hub 9/22		2,306.49	154,147.28
11/16/22	Hope City Hub 10/22		1,980.00	152,167.28
12/14/22	Hope City Hub 11/22		4,063.87	148,103.41
12/14/22	CCP AB 109 Growth FY 21/22	239496.64		387,600.05
12/14/22	YOBG Growth FY 2022	19486.88		407,086.93
12/14/22	PD/DA Growth FY 21/22	16621.58		423,708.51
09/22/22	FY 16/17 Growth Correction	3761.54		427,470.05
09/22/22	FY17/18 Growth Correction	3791.01		431,261.06
09/22/22	FY 18/19 Growth Correction	3030.08		434,291.14
12/21/21	SCOE		179,504.00	254,787.14

22/23 Budget Obligations

Hope City HUB 50,000.00

23/24 Budget Obligations

Hope City HUB 50,000.00

AB109 Innovation

DATE	DESCRIPTION	CR	DR	REMAINING BALANCE
01/28/22	Hope City Hub 10/21		6,129.02	201,170.79
02/08/22	Hope City Hub 11/21		5,399.33	195,771.46
01/28/22	Hope City Hub 12/21		6,031.84	189,739.62
04/30/22	Hope City Hub 1/22		4,093.38	185,646.24
04/30/22	Hope City Hub 2/22		4,685.79	180,960.45
04/30/22	Hope City Hub 3/22		6,624.61	174,335.84
05/16/22	Hope City Hub 4/22		5,842.87	168,492.97
06/29/22	Hope City Hub 5/22		7,179.97	161,313.00
09/21/22	Hope City Hub 7/22		2,159.13	159,153.87
09/21/22	Hope City Hub 8/22		2,700.10	156,453.77
10/14/22	Hope City Hub 9/22		2,306.49	154,147.28
11/16/22	Hope City Hub 10/22		1,980.00	152,167.28
12/14/22	Hope City Hub 11/22		4,063.87	148,103.41
12/14/22	CCP AB 109 Growth FY 21/22	239496.64		387,600.05
12/14/22	YOBG Growth FY 2022	19486.88		407,086.93
12/14/22	PD/DA Growth FY 21/22	16621.58		423,708.51
09/22/22	FY 16/17 Growth Correction	3761.54		427,470.05
09/22/22	FY17/18 Growth Correction	3791.01		431,261.06
09/22/22	FY 18/19 Growth Correction	3030.08		434,291.14
12/21/21	SCOE		179,504.00	254,787.14

22/23 Budget Obligations

Hope City HUB 50,000.00

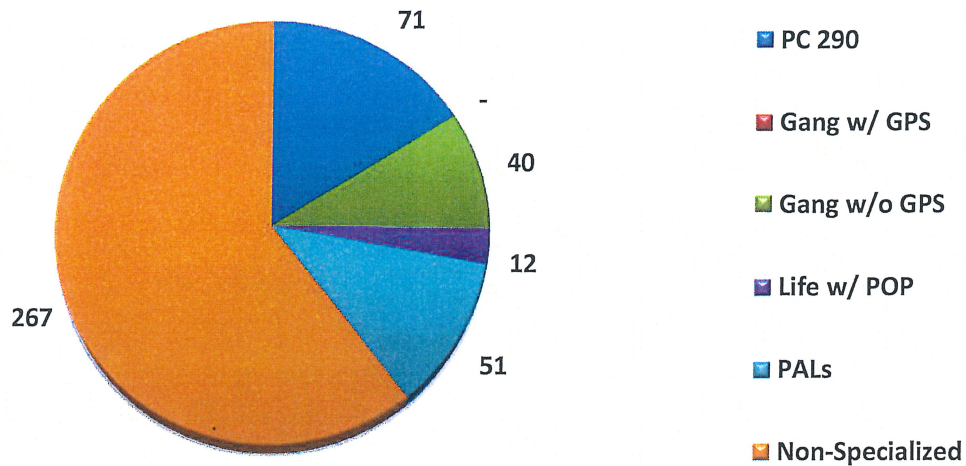
23/24 Budget Obligations

Hope City HUB 50,000.00

Shasta County

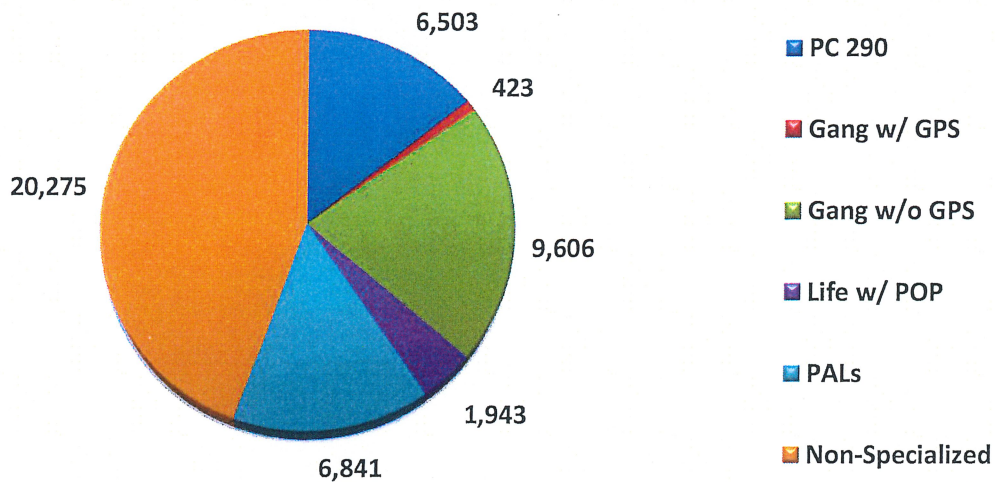
(As of 11/30/2022)

Total Population: 441



Statewide

Total Population: 45,591



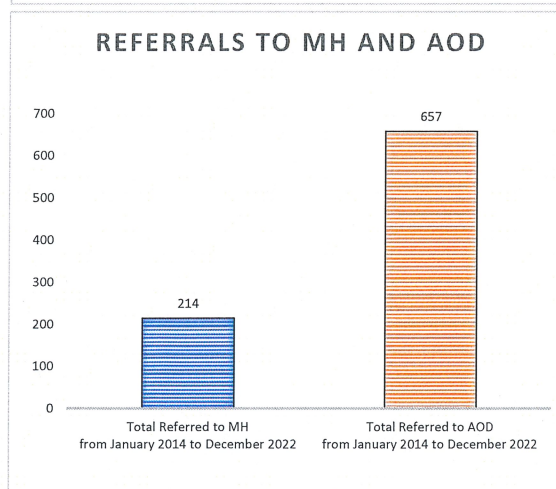
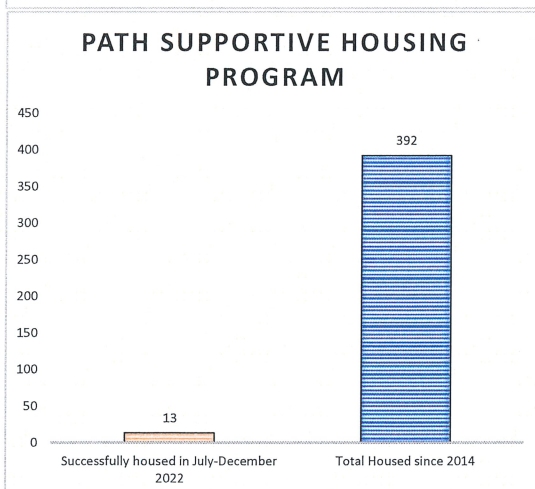
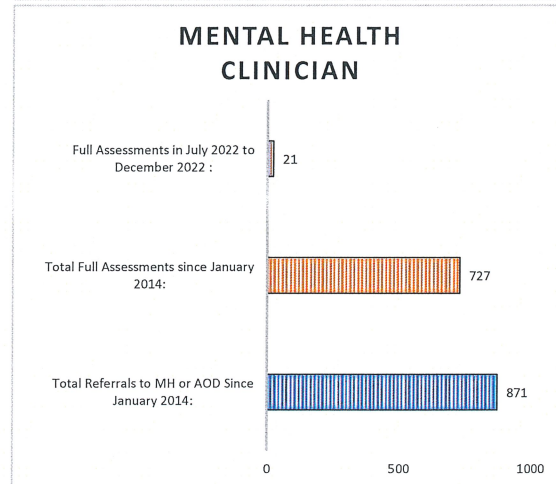
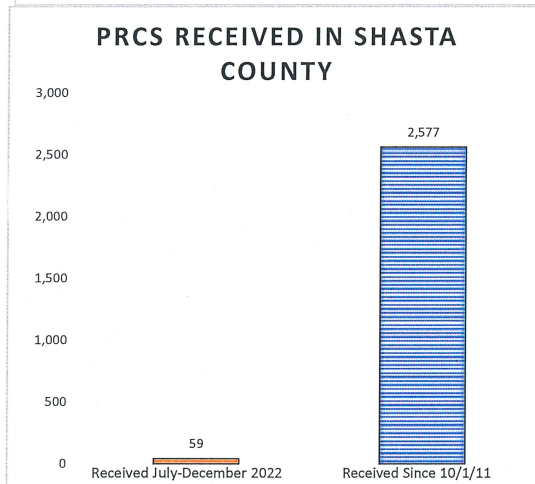
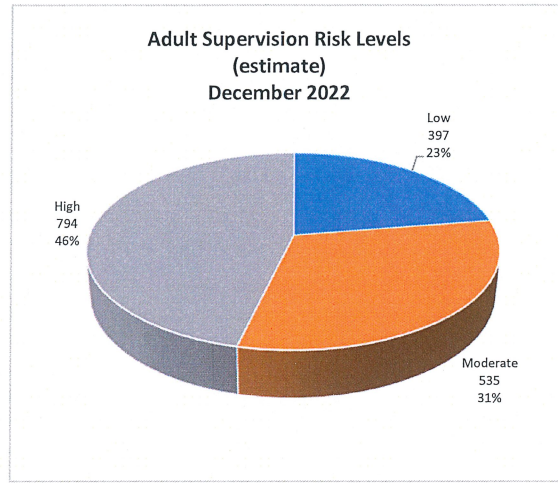
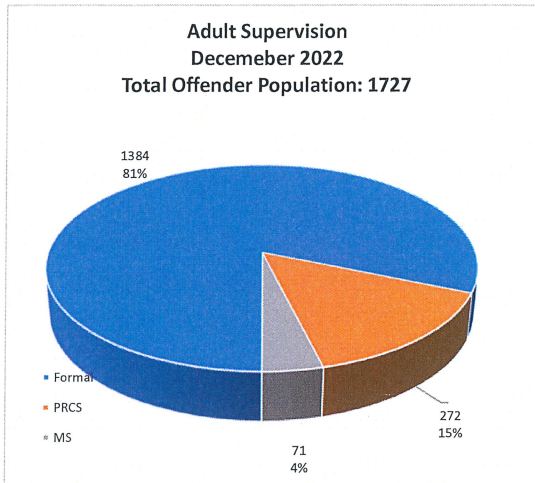
Please contact the Division of Adult Parole Operations at (916) 324-1015, with any questions.

GUILLERMO VIERA ROSA
Director
Division of Adult Parole Operations

Probation Data Sheet

December, 2022 CCPEC Meeting

Probation Population Community Corrections Center Services



Have you served in the military?

Then you're a Veteran,
and we're here to help!



Veterans Justice Outreach (VJO) is a VA outreach program designed to help Veterans involved with the criminal justice system. The VJO provides linkage to resources and services to help you get through the criminal justice system successfully.

VJO Specialists cover specific counties, contact to get help or learn more:

Nikki Balboa, LCSW

VA Northern CA HCS Chico

530-892-3842 *In custody 530-892-3842*

520-1953

Nikki Balboa@va.gov

Serving: Glenn, Colusa, Butte, Yuba, Sutter, Trinity, Siskiyou, Shasta & Tehama

Sarah Whitley, LCSW

VA Northern CA HCS Sacramento

916-216-5787

From Sacramento jails * 872

Sarah.Whitley@va.gov

Serving: Sacramento, Amador & Yolo

Sherry Delisle, LCSW

VA Northern CA HCS Sacramento

916-633-9622

Sherry.Delisle@va.gov

Serving: Placer, El Dorado & Federal

Kelli Nance, LCSW

VA Northern CA HCS Fairfield

707-741-5194

Kelli.Nance@va.gov

Serving: Solano & Contra Costa

Benjamin Cuellar, LCSW

VA Northern CA HCS Stockton

209-345-3543

Benjamin.Cuellar@va.gov

Serving: San Joaquin, Stanislaus, Tuolumne, Calaveras

Veterans Justice Outreach



VANCHCS
northern california

Veterans Justice Outreach Program
VA Northern CA Health Care System



Find out if you're eligible:

Contact the VJO and your attorney assigned to the county in which charges took place.

The VJO provides services for Veterans involved with:

- Law Enforcement
- Veteran Treatment Courts
- Military Diversion Programs
- Other collaborative courts
- Jails

Who is eligible?

- Vets who served before 1980.
- Vets who served after 1980 for at least 2 years and received an honorable discharge.
- Other Vets may still get help with housing and service referrals.

To know if you're eligible, we'll need: your name, date of birth, and social security number.



Photo: iStockphoto.com/Robert Ay

VJO Services for Veterans:

Access:


- Obtaining documents
- Determining eligibility for services
- Healthcare services

Referrals:

- Housing referrals/assistance
- Social work or behavioral health services
- Medical or specialty treatment services
- Community resources
- Substance abuse/mental health treatment

Case Management:

- Liaison between the courts and criminal justice system.



**VJO Specialists are social workers, not attorneys and therefore cannot provide any legal advice



Find out if you're eligible:

Contact the VJO and your attorney assigned to the county in which charges took place.

The VJO provides services for Veterans involved with:

- Law Enforcement
- Veteran Treatment Courts
- Military Diversion Programs
- Other collaborative courts
- Jails

Who is eligible?

- Vets who served before 1980.
- Vets who served after 1980 for at least 2 years and received an honorable discharge.
- Other Vets may still get help with housing and service referrals.

To know if you're eligible, we'll need: your name, date of birth, and social security number.



VJO Services for Veterans:

Access:


- Obtaining documents
- Determining eligibility for services
- Healthcare services

Referrals:

- Housing referrals/assistance
- Social work or behavioral health services
- Medical or specialty treatment services
- Community resources
- Substance abuse/mental health treatment

Case Management:

- Liaison between the courts and criminal justice system.



****VJO Specialists are social workers, not attorneys and therefore cannot provide any legal advice**